




PS 2500-P-3S-FC-Super-Native BACnet



Main Controller All-IN-ONE™
Fan-Coils with proportional outputs (0-10V)
for Cool and Heat valves,
with Native BACnet Protocol

General

The PS 2500-P-3S-FC-SUPER is a main controller for Fan coils applications with BACnet Protocol.

The PS 2500-P-3S-FC-SUPER has most of the applications built-in, field selectable.

This flexibility gives the customers the advantage of having one main controller for most of Fan coils applications.

The PS 2500-P-3S-FC-SUPER has a modular and modern design for the high requirements of the market today.

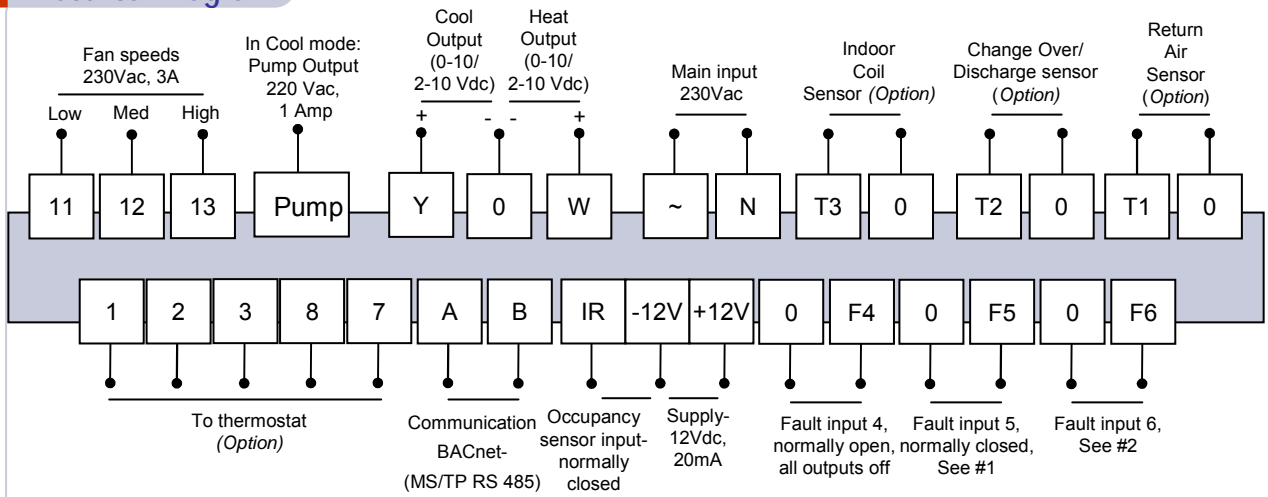
The PS 2500-P-3S-FC-SUPER is factory pre-program to save valued time on field programming.

Features

- All-In-One system for Fan Coil applications
- Main Input- 220Vac
- Applications with jumper selection:
 - 2-pipe systems
 - 4-pipe systems
 - no valves system
- Proportional outputs (0-10V or 2-10V) for Cool and Heat valves.
- Auto-change over sensor (Mode is set based on temperature of the incoming water flow, ideal for 2-pipe systems)
- Discharge sensor- option (2-pipe systems)
- 3 Speeds output- 220Vac, 3Amp each- with Auto Speed function
- Indoor coil sensor for Heat (soft-start)
- Surface and flush mount thermostats- option
- Fault input dry contact, voltage-free, for occupancy sensor, window contact or fault input
- Occupancy sensor- option with 12Vdc supply



Electrical Diagram



#1-F5- Selection for thermostat; Shorted= with Fan Only mode
 Open = without Fan Only mode (only Cool-Heat-Cool/Heat)

#2-F6- Contact input- without logic into thermostat, with indication through the protocol only.

Dimensions

Length	150 mm
Width	83 mm
Height	17 mm

Specifications

Temperature Range	10-30°C
Weight	0.250 Kg
Scale	°C
Accuracy	±1°C
Flammability	UL94V-0

Accessories

Part Number	Description
FMH 2500	FMH - 2500 – Flush Mount panel- Horizontal
ETN 2500	ETN - 2500 – Surface Mount panel
FMT 2500	FMH - 2500 – Flush Mount panel- Vertical
IRP 2500	Receiver panel for remote control
RT03	IR remote control
TS01	Temperature Sensor - 80 cm Cable
RS01	Temperature Sensor into decorative box
RS02	Average Temperature Sensor into decorative box
RS03	Room Temperature Sensor ±3°C
WP4	Decorative back plate for ETN panel

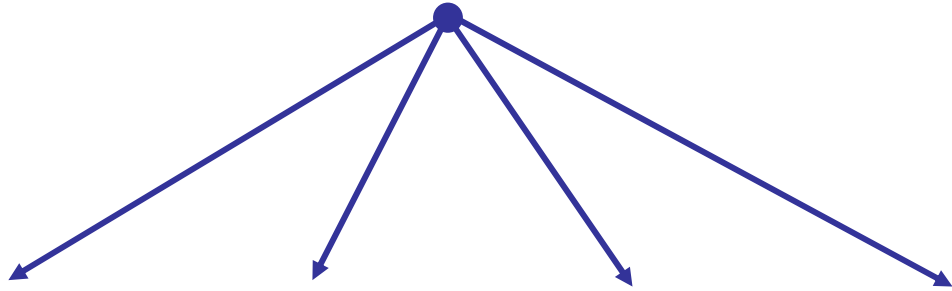


Configurations



Main Board

PS2500 - Main Controller
All-IN-ONE™ for Fan-Coils applications
with Native BACnet Protocol



Control Panels / Accessories



ETN-X500 – Wall mount thermostat with built in temperature sensor* and LCD display.

OR



FMH-X500 – Flush mount thermostat with built in temperature sensor* and LCD display.

OR



IRP-X500 - Receiver Panel with built in temperature sensor* + IR Remote Control unit.

OR



TS01 – Return air sensor ONLY- connected to main board. NO wall panel needed.

*The temperature may be sensed either through the wall panel's built in temperature sensor **OR** through the return air sensor connected to the main board (DIP Switch selectable).



Sample Object List

IMPORTANT: The following Object List is for example purposes ONLY and will vary according to each specific project.

N	Object	Description	Value	Default	Remarks
1	Analog Input #0	T1- Return air sensor	7°C...32°C		-
2	Analog Input #1	T2- Discharge sensor	-65°C...150°C		-
3	Analog Input #2	T3- Indoor coil sensor	-65°C...200°C		-
4	Analog Input #3	Cool / Heat value	0%...100%		Indication
5	Analog Value #0	Set Point	10°C...30°C		-
6	Analog Value #1	0= Fan Only, 1= Cool, 2= Heat, 3= Auto Change	Mode	Cool	Auto Change- ONLY for 4-pipe systems Fan Only- selectable option (shorting terminals F5,0)
7	Analog Value #2	0= Auto Speed, 1= Low, 2= Med, 3=High	Fan	Low	-
8	Analog Value #3	Dead zone Cool	0.5°C...5.0°C	1.0°C	Only for Auto Change
9	Analog Value #4	Dead zone Heat	0.5°C...5.0°C	1.0°C	Only for Auto Change
10	Analog Value #5	Offset T1 ambient	-6.0°C...6.0°C	0.0°C	For display on thermostat
11	Analog Value #6	Differential (for Cool, Heat)	2.0°C...10.0° C	2.0°C	-
12	Analog Value #7	Set Point Limit Low	10°C...30°C	10°C	Does not limit display
13	Analog Value #8	Set Point Limit High	10°C...30°C	30°C	Does not limit display
14	Binary Output #0	Thermostat On / Off	Off /On		-
15	Binary Input #0	Cooling	Off /On		Indication
16	Binary Input #1	Heating	Off /On		Indication
17	Binary Input #2	Fan: Speed Low	Off /On		Indication
18	Binary Input #3	Fan: Speed Medium	Off /On		Indication
19	Binary Input #4	Fan: Speed High	Off /On		Indication
20	Binary Input #5	Fault Input- F4 (all units OFF)	Off /On		Indication
21	Binary Input #6	IR Input- 12/IR	Off /On		Indication
22	Binary Input #7	Fault Input- F6 (indication only in protocol)	Off /On		Indication