

Energy Saving Tips

Nowadays when Energy costs are skyrocketing and the awareness to environmental issues is increasing, we all want to reduce energy consumption and have a greener lifestyle. Heating & cooling are much more than issues of comfort; greenhouse gases produced, among others, by industrial processes, may excessively raise the temperature of our planet to hazardous levels. Meitav-tec is committed to the environment and fights global warming by developing state of the art thermostats with smart, energy saving algorithms, and offers the following tips, to implement at home or office in order to **save energy, save money and save our planet!**

- 1 Adjust set point temperature up a few degrees...
- 2 A Programmable Thermostat
- 3 Fan On / Auto-Fan options
- 4 B.M.S.
- 5 Multi-Zone system
- 6 Window contact
- 7 Occupancy sensor
- 8 Set point temperature displayed on thermostat
- 9 Lock Buttons
- 10 Clean or replace filters





1

Adjust set point temperature up a few degrees - Instead of cooling your home to 22°C, try 24° or 25°C. For every degree you lower your thermostat, you can approximately save 3% on your electricity costs. Generally, lowering your thermostat by five degrees will make a significant impact on your energy bill. Just as a reference, the United Nations plans to save US\$ 100,000 on electricity costs in August only by limiting the cooling temperature in the UN building to 25°C.

See [Ban Ki-moon dresses down to 'cool' the UN](#)

2

A Programmable Thermostat is one of the easiest ways to save energy; it automatically adjusts temperature according to your pre-programmed settings.

Meitav-tec's thermostats offer weekly settings (7 days or 5-1-1), with four programs per day to regulate temperature both in summer and winter, when you are asleep or away.

See [Meitav-tec's Programmable Thermostats](#)



Fan On

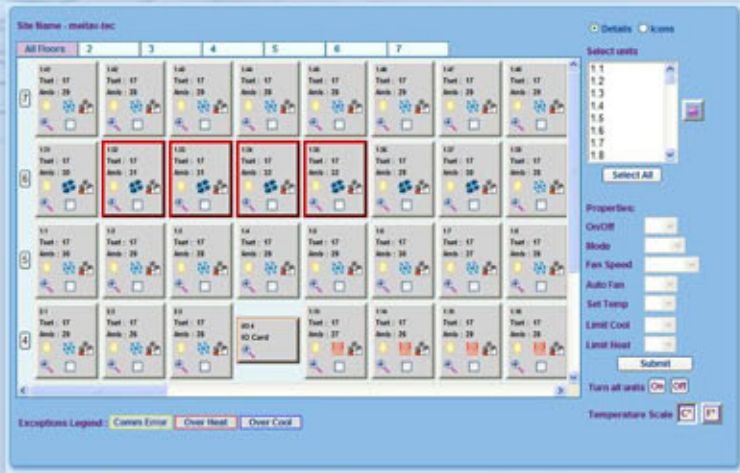
3

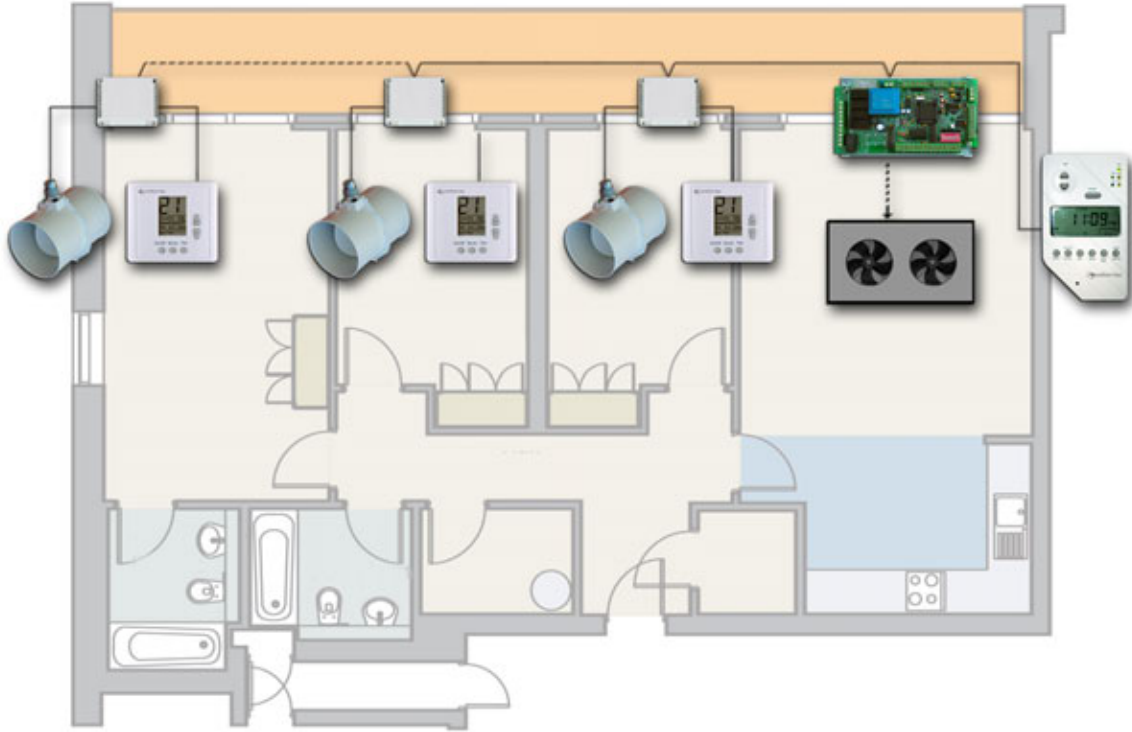
*During the summer, if weather is mild, use the **Fan On** option in Meitav-tec's thermostat. Air temperature is not reduced, but people feel cooler due to the breeze. If you use air conditioning, a ceiling fan will allow you to raise the thermostat setting about 2°C with no reduction in comfort. If weather is cold and Heat is required, use the **Auto-Fan** option; the Fan will continue working until room reaches required temperature.*



Auto-Fan

Building Management System can be a highly economic solution for central HVAC systems. MaxiNet 7.0, Meitav-tec's web based, mini-BMS application can ultimately save users 20%-30% of overall electricity expenses. Building supervisors can adjust thermostats of unoccupied areas within a building during weekends, holidays or non-working hours. MaxiNet enables the operator to "treat" each zone individually, turn it on/off, switch to another mode, or alternatively change set point temperature.





5

In a Multi-Zone system,
*Cool / Heat only the spaces you
are in.*

*Zone your cooling system to
cool / heat only occupied areas.
This will greatly reduce energy
consumption.*

See [Meitav-tec's Multi-Zone](#)


6

Meitav-tec's thermostats can include a **Window Contact** input, an additional energy saving feature, particularly useful in hotels or office buildings. If user opens a window/ door in an air-conditioned room, the system will automatically switch to Economy mode or will shut down. A lot of energy may be wasted if, for example, in hot weather, user opens the window while thermostat is in Cool mode; indoor temperature is immediately affected from the outdoors hot air, causing the system to work hard to cool and thus consume more energy.

7

Occupancy Sensor automatically turns off air-conditioning in unoccupied spaces, such as offices, classrooms or conference room. Meitav-tec's thermostats offer Infra Red Occupancy Sensor inputs to detect volumetric change in a room. This is most effective in spaces, which are often unoccupied; energy costs can be reduced dramatically. 12V power supply to the Occupancy Sensor is also included, so no additional power supplier is required.





8

Another effective way to save energy is to have **set point temperature displayed on thermostat** rather than room temperature. The user psychologically assumes that ambient temperature is high/low, depending on the season, and therefore doesn't change temperature often. Likewise, Meitav-tec's thermostats feature adjustable **set point limits**, to be pre-defined by maintenance people, in order to regulate temperature demand and save energy costs. User may enter 10°C as a set point temperature, exceeding set point limit; however, system will cool to minimum of 18°C, for example, according to the pre-programmed limit.



9

Use the **Lock Buttons** option in Meitav-tec's thermostats to maintain desired temperature settings. By locking the buttons, user is unable to change mode, fan speed or set-point temperature, but can only switch the system On or Off. Eliminating the possibility

to switch between Heat and Cool or change set point temperature too frequently reduces energy consumption of the HVAC system, resulting in lower energy costs.



10

Clean or replace filters once a month, especially during peak cooling or heating season. Dirty filters cost more to use, overwork the equipment and result in lower indoor air quality.



Save Energy,

Save Money,

Save the Planet!